



# Mobile APP Download Guide

1 Scan QR code to download APP or search TuyaSmart to download APP



Scan QR code

or

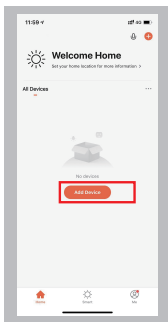


Search TuyaSmart to download APP



2

Open APP, click Add Device




3

Click Auto Scan, open Wi-Fi, and Bluetooth, click Start scanning



4

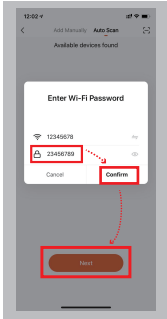
Found new device, click next



As shown in the red box

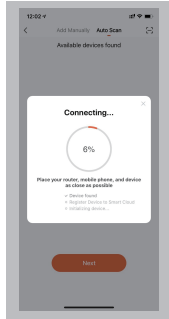
5

Enter Wi-Fi password,  
click confirm, click next



6

Connecting



As shown in the red box



Power On



Power Off

